



BASIC DOORS

CLEAN ROOM

Doors ♦ Windows ♦ Partitions

Doors that Welcome... Doors that Protect



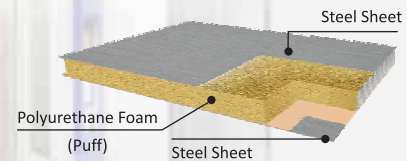
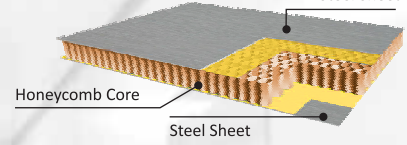
 www.basicdoors.com

Basic Clean Room Doors are designed and crafted to meet the highest standards of hygiene in clean room applications. These doors are fully flush and have a range of indigenous and imported hardware in stainless steel, thereby offering clients a door solution that meets global standards.

Basic Clean Room Doors, Lead Doors, Sliding Doors meet the most stringent requirements associated with industries like pharmaceuticals, Hospitals, Clean Room Areas. While also being aesthetic. These door- sets are available in both galvanized steel painted and stainless steel.

Stainless steel is the preferred alternative where chemical or regular washing down is required. This product line has a low maintenance cost.

TYPICAL CROSS SECTION SHOWING INNER INSULATION OF A DOOR



Single Leaf



SS Single Leaf



Double Leaf



Sliding Door



Wide RAL Colour Shades



APPLICATIONS

- ▲ Pharmaceutical Industry
- ▲ Food Processing Units
- ▲ Hospitals
- ▲ Laboratories
- ▲ Microprocessor Industries
- ▲ Clean Rooms

SALIENT FEATURES

- ▲ Galvanized painted and Stainless steel
- ▲ Flush construction
- ▲ Anti-static UV resistant finished
- ▲ Flush glazing
- ▲ Weather-proof
- ▲ Maintenance-free



Basic Clean Room Windows designed for interior wall applications that require flush surfaces on both sides of the wall, the Double Flush Window system provides an attractive appearance and two completely flush surfaces.

Basic Clean Room Windows can be integrated into all Clean Room wall systems. These Windows can be glazed with a variety of options as specified by the project requirements.

SALIENT FEATURES

- ▲ UV Finished
- ▲ Double glazing
- ▲ Film covered glass
- ▲ Tempered glass
- ▲ Tinted glass

SIZES

Available window sizes will depend on the wall system being utilized, but various sizes are available and easy to integrate into most applications.



Wide RAL Colour Shades



Clean Room Partitions

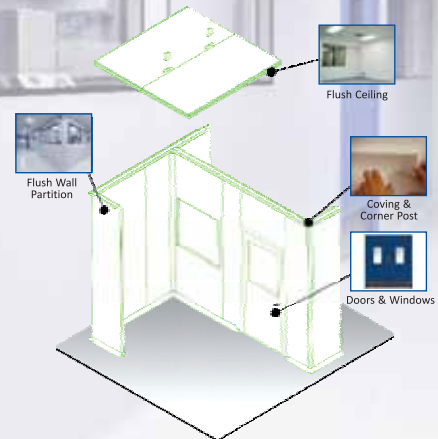

Basic Door Partitions can be insulated with Mineral Wool, Polyurethane Foam, EPS or Honeycomb Materials.

Basic Doors has provided a Modular system for Clean Rooms based on his experiences of using different systems during years of activity in several Pharmaceutical and Bio-Pharm projects. Necessity of full control on manufacturing process of such Clean Room system produce a modular partitioning system according to regulatory requirements and various project needs.

Wall panels has 46 mm to 100 mm thickness produced from 300 mm to 1200 mm width and 3000 mm long. Ceiling panels also produced from 46 mm to 100 mm thick with different width/long sizes as wall panels.

SALIENT FEATURES

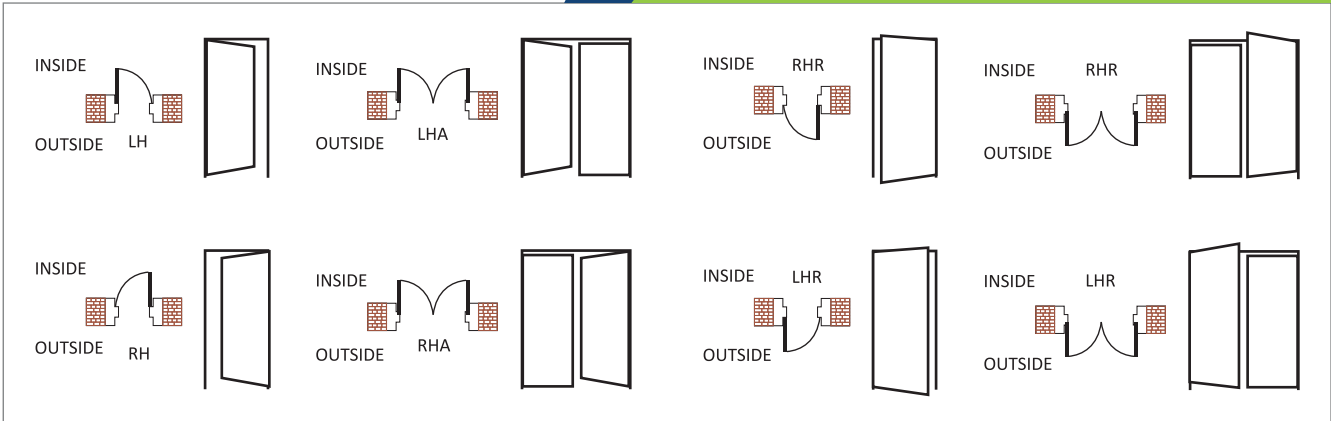
- ▲ Highly flexible & Modular design
- ▲ Simple & Fast Installation
- ▲ Fully Flushed finishing
- ▲ Tight Sealed joints
- ▲ Easy Fitting system
- ▲ Light Weight



Wide RAL Colour Shades



Door Openings



Standard Hardware Options



Actual Factory Photograph



BASIC DOORS



Factory: S. No. 68 / 1 / 2, Near Flora Institute, Village Khopi, Taluka Bhor, Near Shivapur Village Behind Mumbai - Bangalore Express Highway, District Pune - 412 205. (Maharashtra) India.



+ 91-20-26456597 / 26456598 / 26448857



info@basicdoors.com
www.basicdoors.com

Channel Partner / Distributor / Dealer

Follow Us on:

